

# Property Overview - Park and Ride Proxy

May 1, 2022 - Apr 30, 2023

Property:



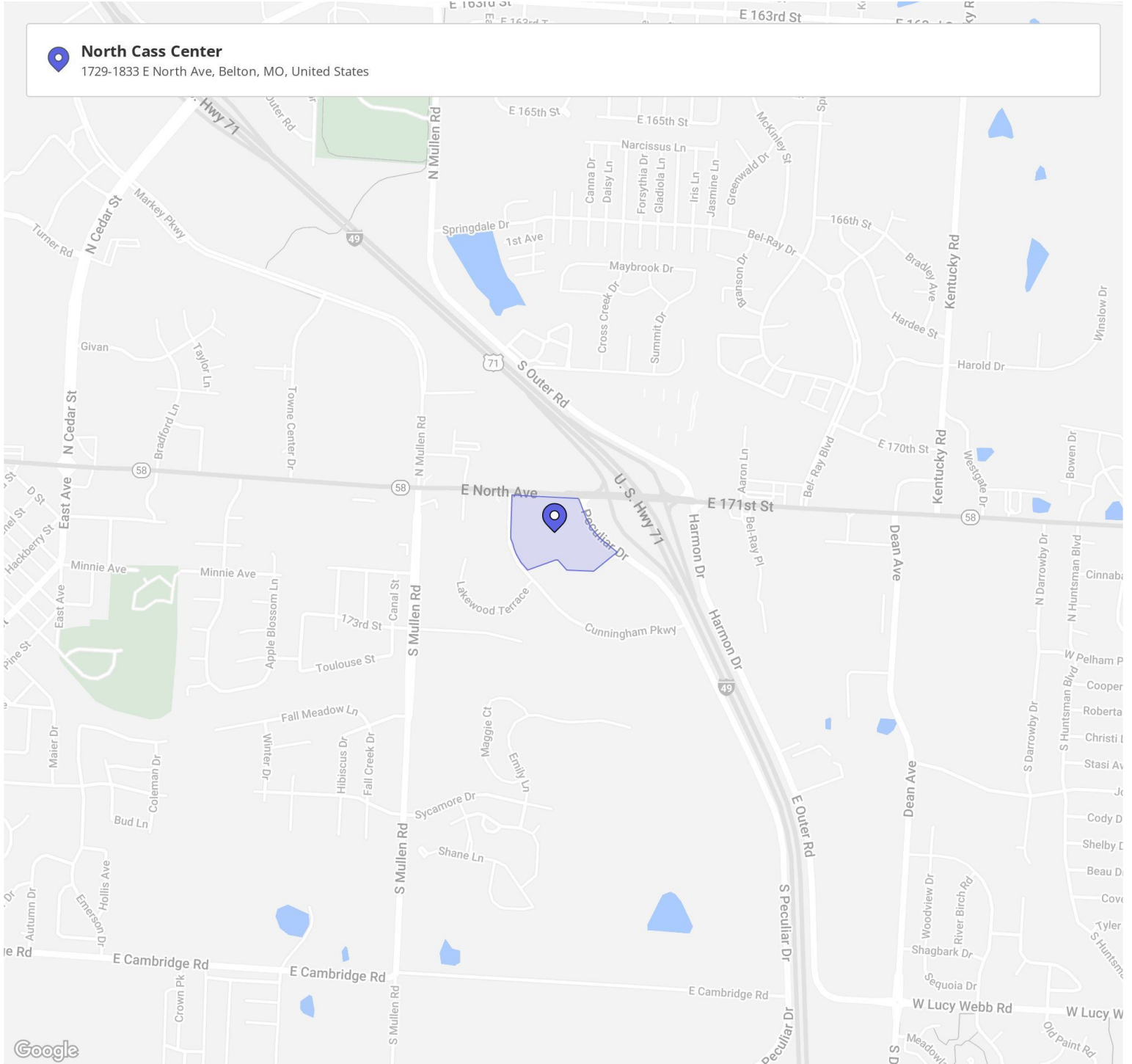
**North Cass Center**

1729-1833 E North Ave, Belton, MO 64012



# Property Overview - Park and Ride Proxy

May 1, 2022 - Apr 30, 2023



# Property Overview - Park and Ride Proxy

May 1, 2022 - Apr 30, 2023



## Metrics

### North Cass Center

1729-1833 E North Ave, Belton, MO 64012

Visits	779.7K	Avg. Dwell Time	36 min
Visits / sq ft	N/A	Panel Visits	37.8K
Size - sq ft	N/A (GLA)	Visits YoY	+22.2%
Visitors	253.4K	Visits Yo2Y	+85.2%
Visit Frequency	3.08	Visits Yo3Y	+48.9%

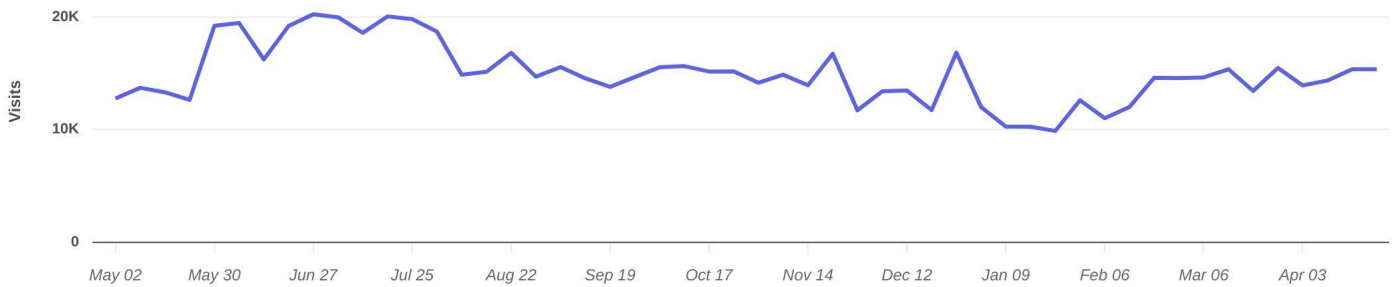
May 1st, 2022 - Apr 30th, 2023  
Data provided by Placer Labs Inc. ([www.placer.ai](http://www.placer.ai))



## Visits Trend

### North Cass Center

E North Ave, Belton, MO



Weekly | Visits | May 1st, 2022 - Apr 30th, 2023  
Data provided by Placer Labs Inc. ([www.placer.ai](http://www.placer.ai))

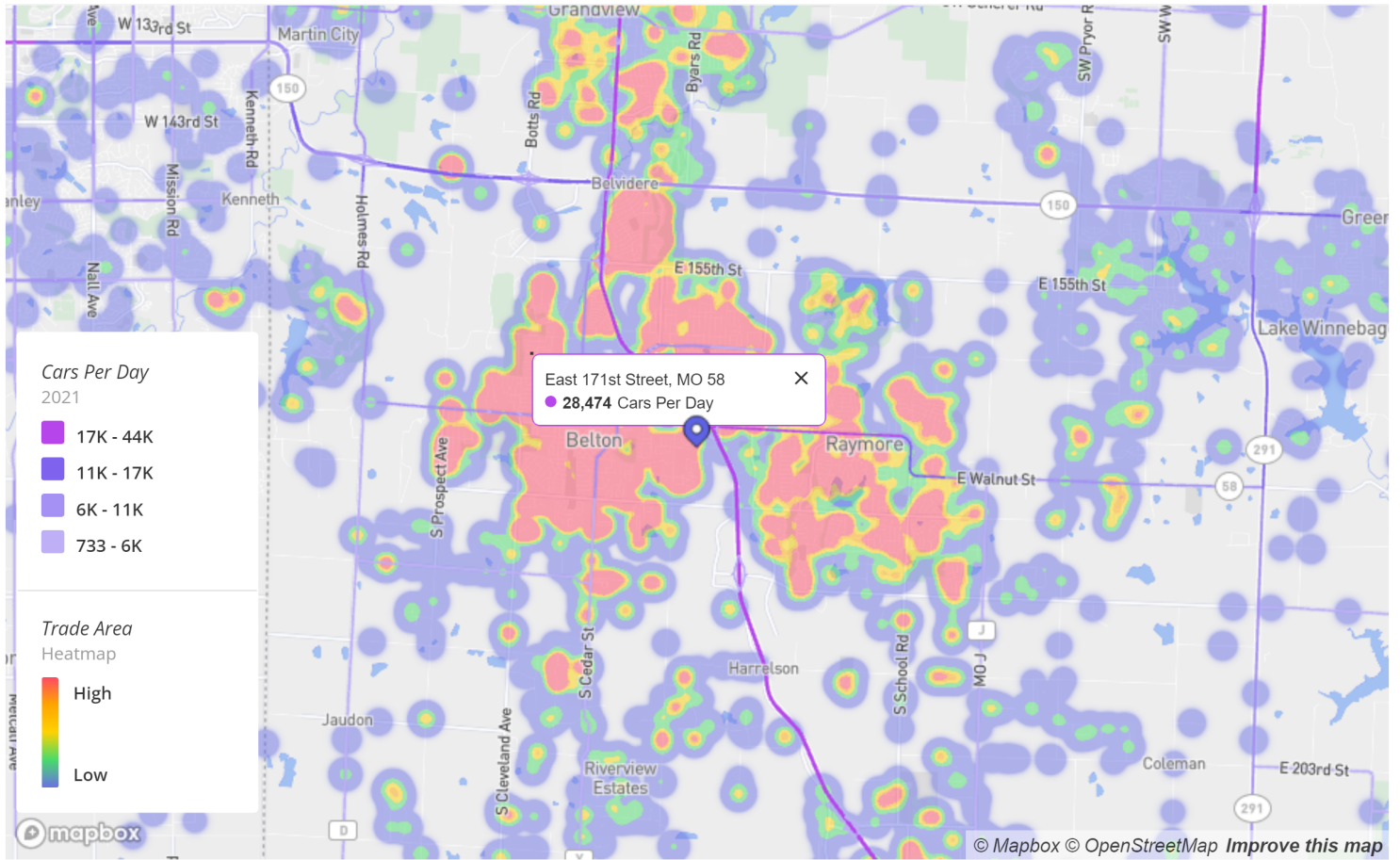


# Property Overview - Park and Ride Proxy

May 1, 2022 - Apr 30, 2023



## Market Landscape



Home locations are obfuscated for privacy and randomly placed within a census block. They do not represent actual home addresses.

May 1st, 2022 - Apr 30th, 2023

Data provided by Placer Labs Inc. ([www.placer.ai](http://www.placer.ai))



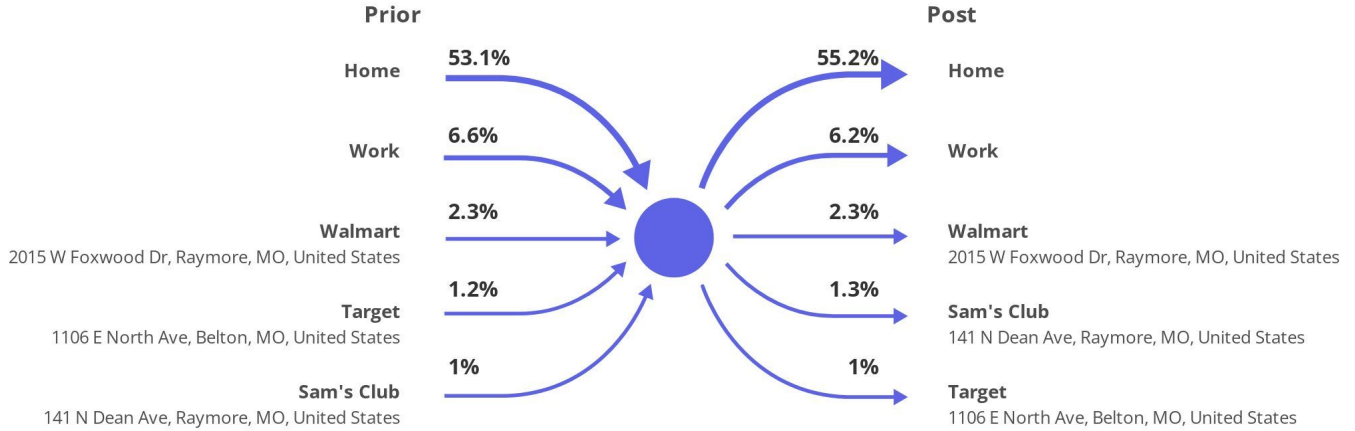
# Property Overview - Park and Ride Proxy

May 1, 2022 - Apr 30, 2023



## Visitor Journey

**North Cass Center**  
1729-1833 E North Ave, Belton, MO 64012

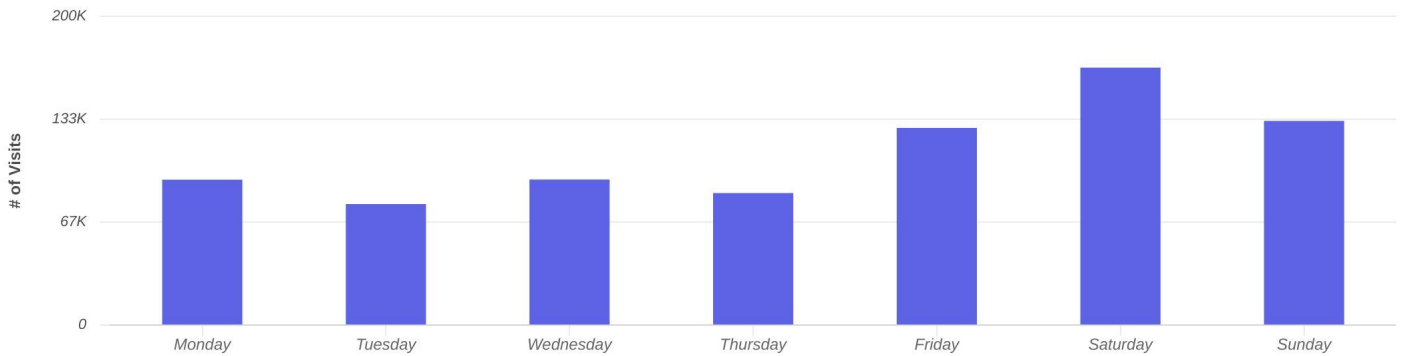


Show by: Location | May 1st, 2022 - Apr 30th, 2023  
Data provided by Placer Labs Inc. ([www.placer.ai](http://www.placer.ai))



## Daily Visits

**North Cass Center**  
1729-1833 E North Ave, Belton, MO 64012



Visits | May 1st, 2022 - Apr 30th, 2023  
Data provided by Placer Labs Inc. ([www.placer.ai](http://www.placer.ai))



# Property Overview - Park and Ride Proxy

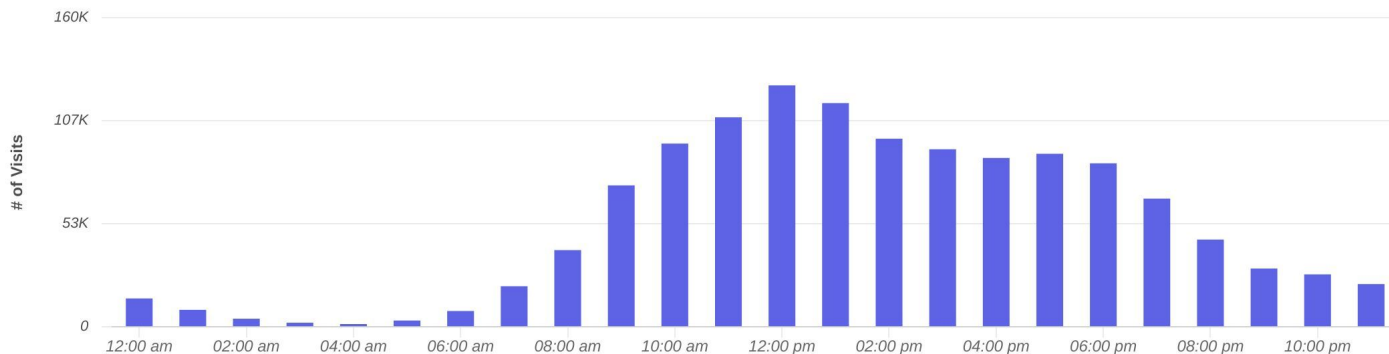
May 1, 2022 - Apr 30, 2023



## Hourly Visits

### North Cass Center

1729-1833 E North Ave, Belton, MO 64012



Visits | May 1st, 2022 - Apr 30th, 2023  
Data provided by Placer Labs Inc. (www.placer.ai)



## Favorite Places

North Cass Center / E North Ave, Belton, MO

Rank	Name	Distance	Visitors
1	Belton Town Center / Towne Center Drive, Belton, Missouri 64012	0.5 mi	146.7K (57.9%)
2	Matlock Johnson / 2015 W Foxwood Dr, Raymore, MO 64012	0.6 mi	125.4K (49.5%)
3	Raymore Galleria / 225 North Dean Avenue, Raymore, MO 64083	0.8 mi	123.3K (48.7%)
4	Walmart / 2015 W Foxwood Dr, Raymore, MO 64083	0.6 mi	113.6K (44.8%)
5	Summit Fair / 840 NW Blue Pkwy, Lee's Summit, MO 64086	9.9 mi	93.3K (36.8%)
6	Mullen Square Addition / 307 East North Avenue, Belton, Missouri 64012	0.4 mi	92.1K (36.3%)
7	Belton Marketplace / 1109 E North Ave, Belton, MO 64012	0.5 mi	91.7K (36.2%)
8	Belton Gateway / Quick Trip Way, Belton, Missouri 64012	1.3 mi	90.7K (35.8%)
9	Sam's Club / 141 N Dean Ave, Raymore, MO 64083	0.9 mi	89.4K (35.3%)
10	Target / 1106 E North Ave, Belton, MO 64012-5104	0.5 mi	87.7K (34.6%)

Category: All Categories | Min. Visits: 1 | May 1st, 2022 - Apr 30th, 2023  
Data provided by Placer Labs Inc. (www.placer.ai)



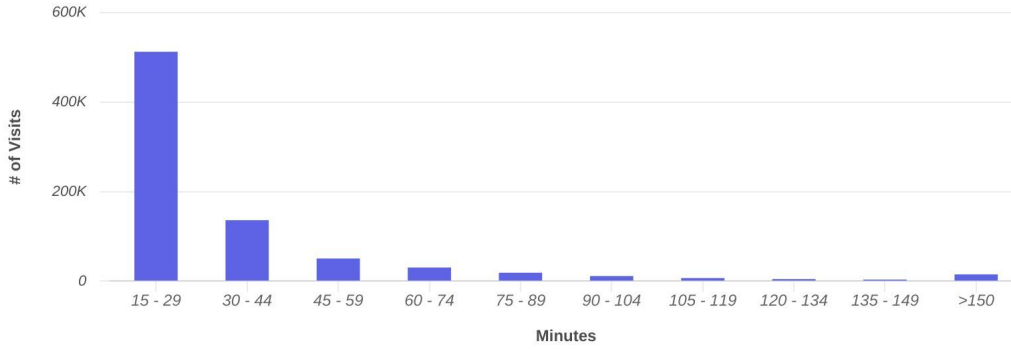
# Property Overview - Park and Ride Proxy

May 1, 2022 - Apr 30, 2023



## Length of Stay

**North Cass Center**  
1729-1833 E North Ave, Belton, MO 64012

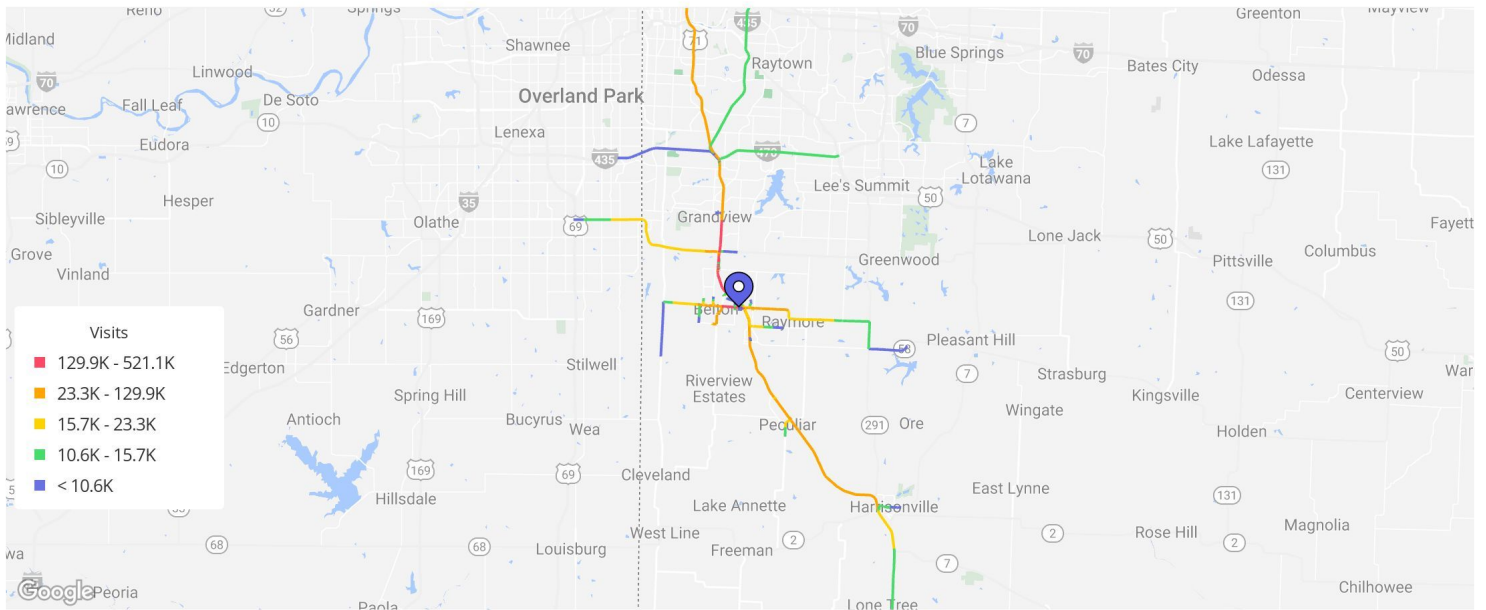


<b>Average Stay</b>	36 min
<b>Median Stay</b>	27 min

Visits | May 1st, 2022 - Apr 30th, 2023  
Data provided by Placer Labs Inc. ([www.placer.ai](http://www.placer.ai))



## Visitor Journey - Routes



To protect individual privacy, the beginning points shown for each route are approximations and do not represent actual home locations.

Journey Direction: To Property | May 1st, 2022 - Apr 30th, 2023  
Data provided by Placer Labs Inc. ([www.placer.ai](http://www.placer.ai))

