

Property Overview

May 1, 2022 - Apr 30, 2023

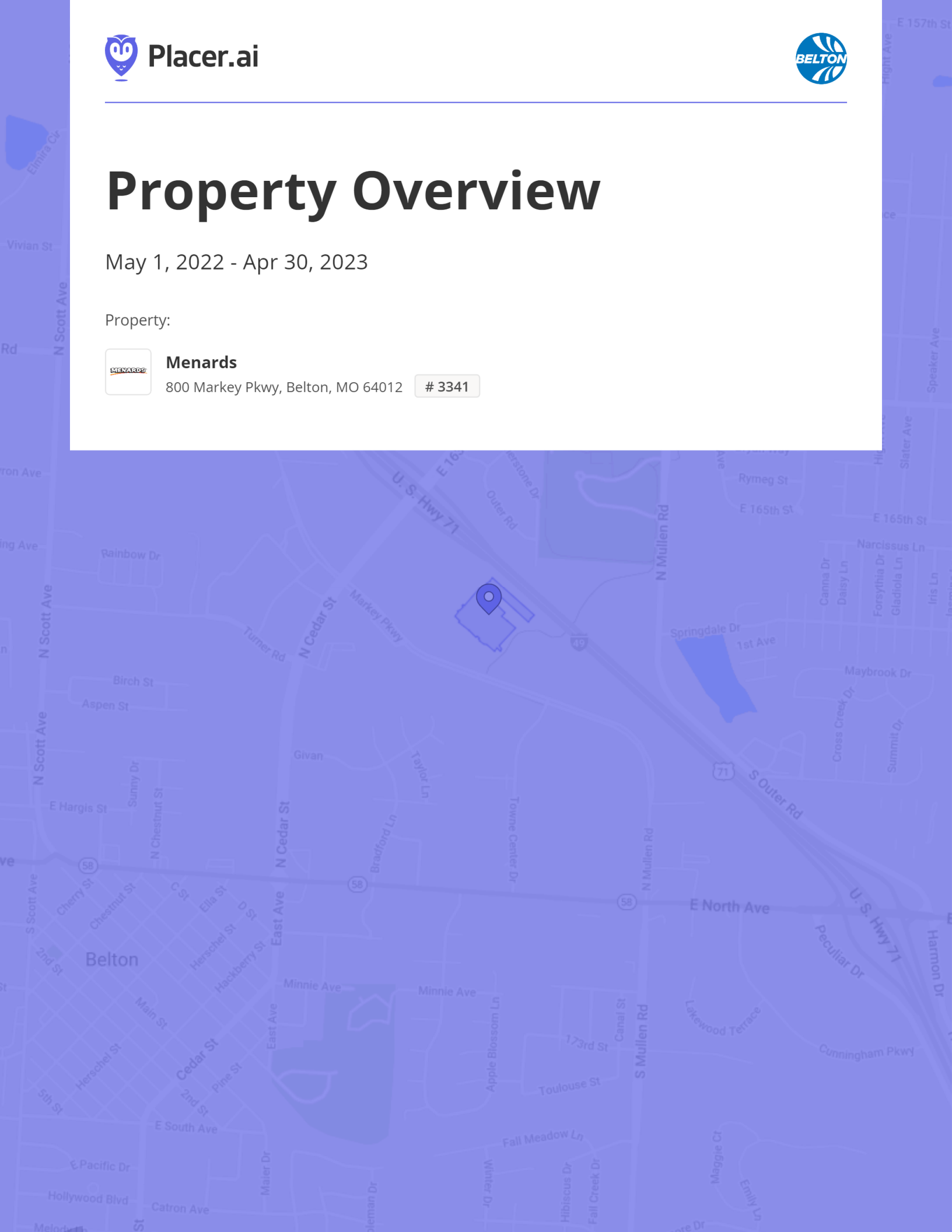
Property:



Menards

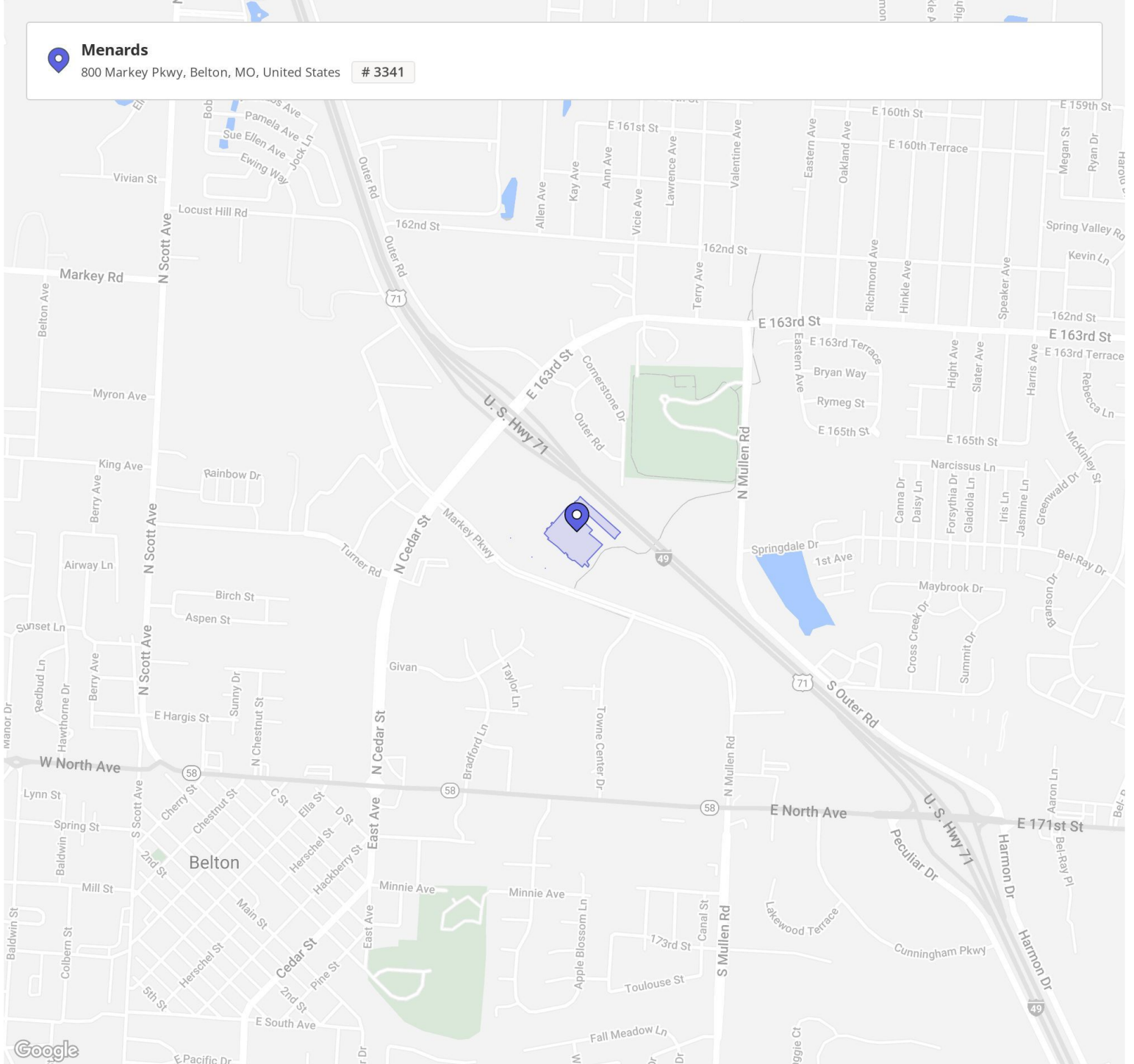
800 Markey Pkwy, Belton, MO 64012

3341



Property Overview

May 1, 2022 - Apr 30, 2023



Property Overview

May 1, 2022 - Apr 30, 2023



Metrics

Menards

800 Markey Pkwy, Belton, MO... # 3341

Visits	586.6K	Avg. Dwell Time	38 min
Visits / sq ft	2.27	Panel Visits	29.1K
Size - sq ft	258.6K	Visits YoY	-10.3%
Visitors	170.3K	Visits Yo2Y	-14.8%
Visit Frequency	3.45	Visits Yo3Y	-10.6%

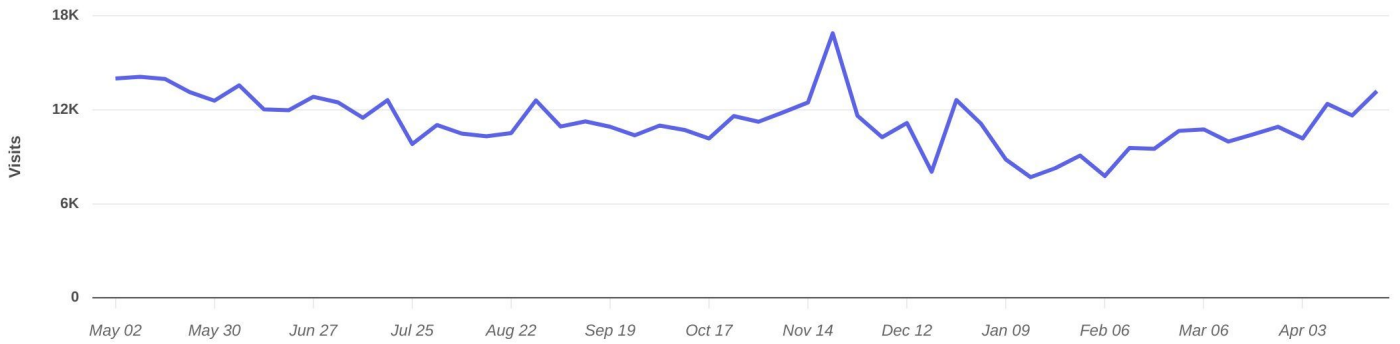
May 1st, 2022 - Apr 30th, 2023
Data provided by Placer Labs Inc. (www.placer.ai)



Visits Trend

Menards

Markey Pkwy, Belton, MO # 3341



Weekly | Visits | May 1st, 2022 - Apr 30th, 2023
Data provided by Placer Labs Inc. (www.placer.ai)

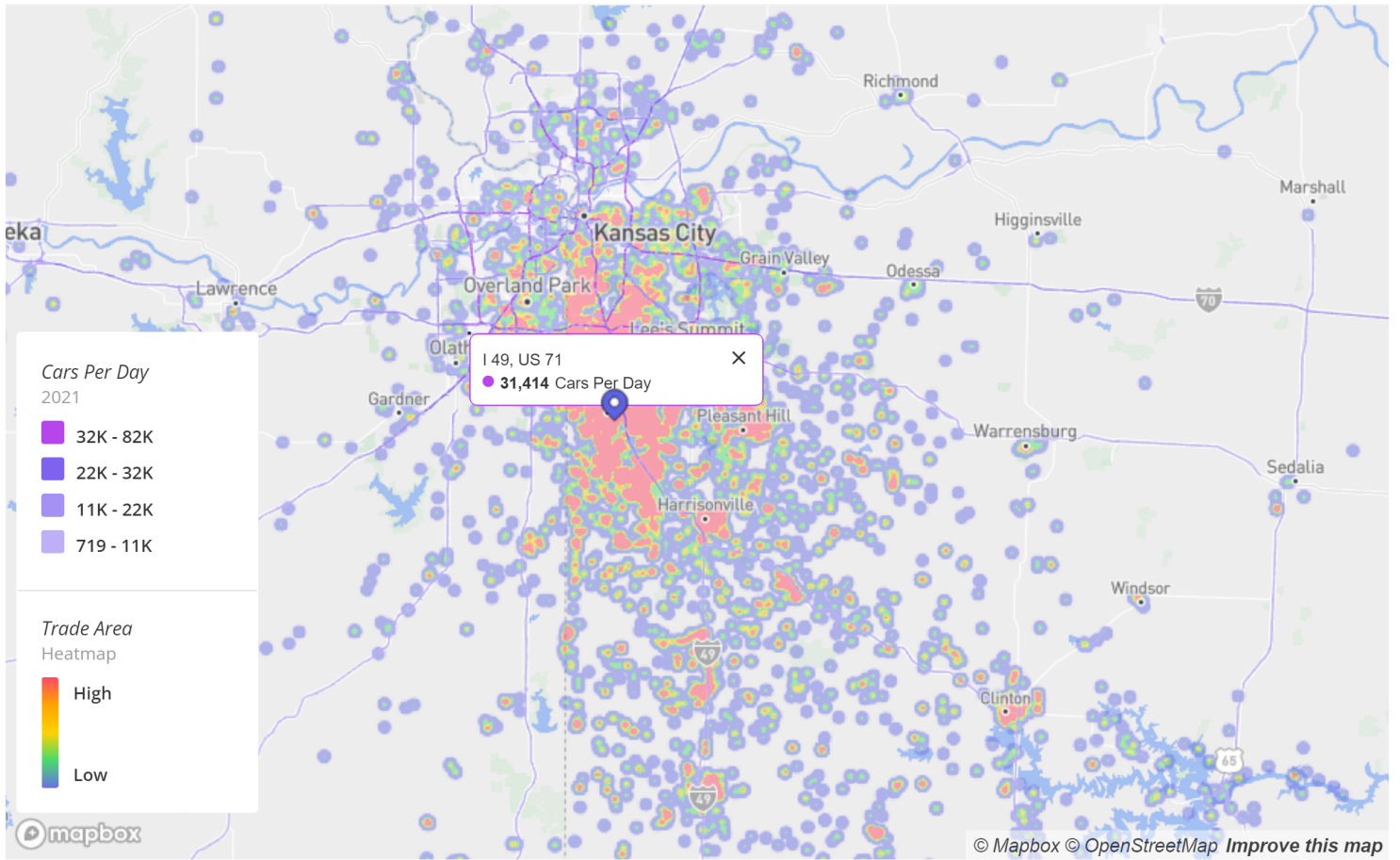


Property Overview

May 1, 2022 - Apr 30, 2023



Market Landscape



Home locations are obfuscated for privacy and randomly placed within a census block. They do not represent actual home addresses.

May 1st, 2022 - Apr 30th, 2023
Data provided by Placer Labs Inc. (www.placer.ai)



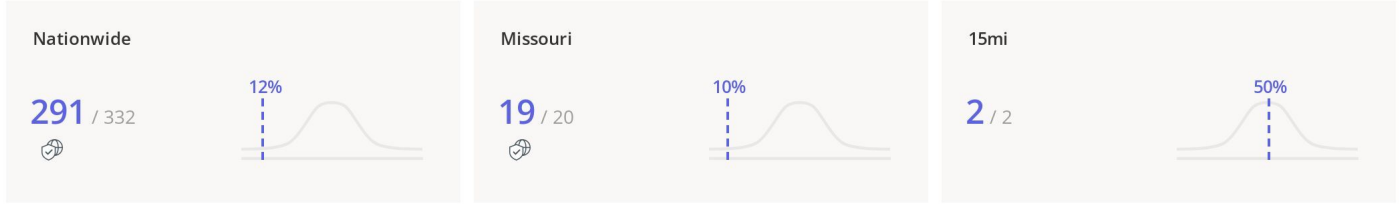
Property Overview

May 1, 2022 - Apr 30, 2023



Ranking Overview

Menards
800 Markey Pkwy, Belton, ... # 3341



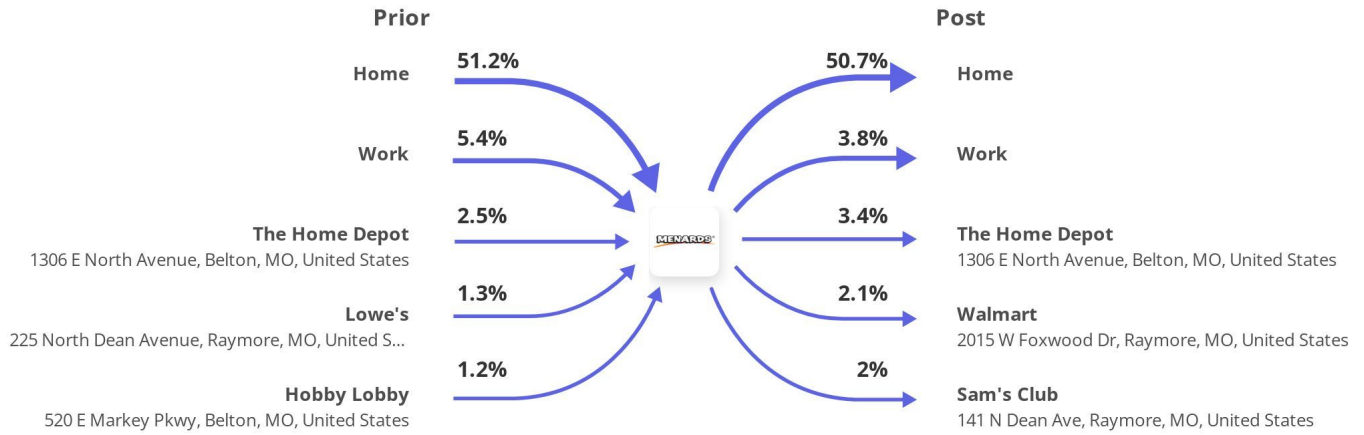
* Coverage levels should be considered when comparing Ranking results. [Learn more](#)

Chain: Menards | Visits | May 1st, 2022 - Apr 30th, 2023
Data provided by Placer Labs Inc. (www.placer.ai)



Visitor Journey

Menards
800 Markey Pkwy, Belton, MO 64012 # 3341



Show by: Location | May 1st, 2022 - Apr 30th, 2023
Data provided by Placer Labs Inc. (www.placer.ai)



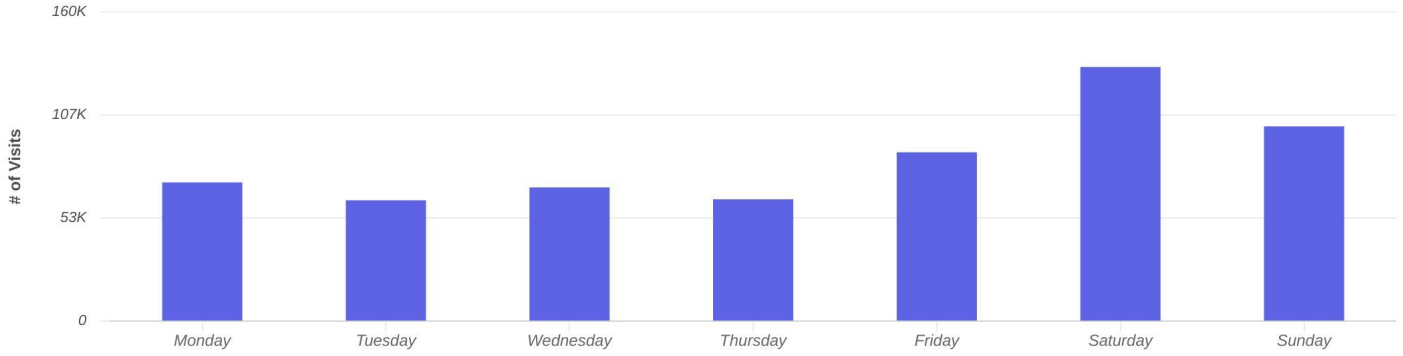
Property Overview

May 1, 2022 - Apr 30, 2023



Daily Visits

Menards
800 Markey Pkwy, Belton, ... # 3341

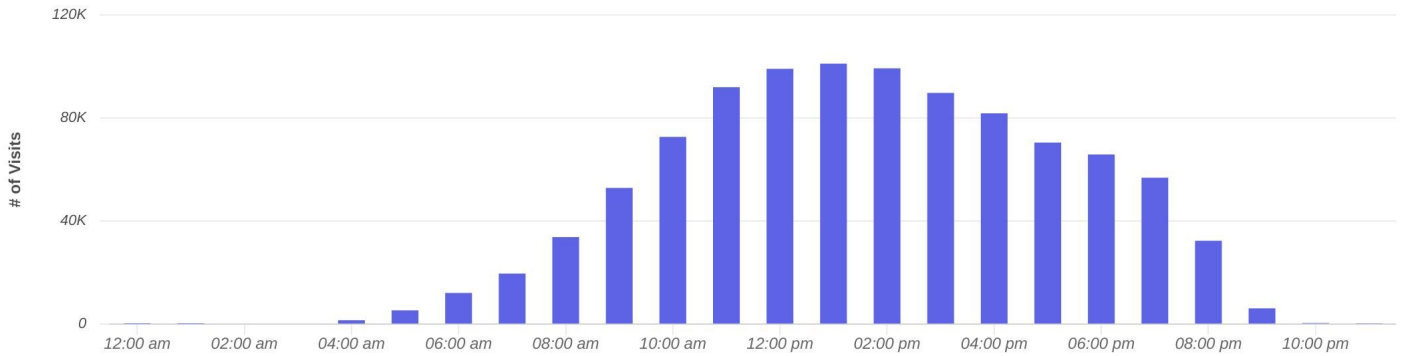


Visits | May 1st, 2022 - Apr 30th, 2023
Data provided by Placer Labs Inc. (www.placer.ai)



Hourly Visits

Menards
800 Markey Pkwy, Belton, ... # 3341



Visits | May 1st, 2022 - Apr 30th, 2023
Data provided by Placer Labs Inc. (www.placer.ai)



Property Overview

May 1, 2022 - Apr 30, 2023



Favorite Places

Menards / Markey Pkwy, Belton, MO

Rank	Name	Distance	Visitors
1	Belton Town Center / Towne Center Drive, Belton, Missouri 64012	0.5 mi	112.5K (66%)
2	Raymore Galleria / 225 North Dean Avenue, Raymore, MO 64083	1.6 mi	103.9K (61%)
3	Belton Gateway / Quick Trip Way, Belton, Missouri 64012	0.4 mi	87.5K (51.4%)
4	Matlock Johnson / 2015 W Foxwood Dr, Raymore, MO 64012	1.4 mi	85.6K (50.3%)
5	Sam's Club / 141 N Dean Ave, Raymore, MO 64083	1.7 mi	82.9K (48.7%)
6	Summit Fair / 840 NW Blue Pkwy, Lee's Summit, MO 64086	9.7 mi	78.8K (46.3%)
7	Walmart / 2015 W Foxwood Dr, Raymore, MO 64083	1.5 mi	77.7K (45.6%)
8	North Cass Center / Cunningham Industrial Parkway, Belton, Missouri 64012	0.9 mi	70.6K (41.5%)
9	Mullen Square Addition / 307 East North Avenue, Belton, Missouri 64012	0.7 mi	66.5K (39%)
10	Belton Marketplace / 1109 E North Ave, Belton, MO 64012	0.6 mi	64.7K (38%)

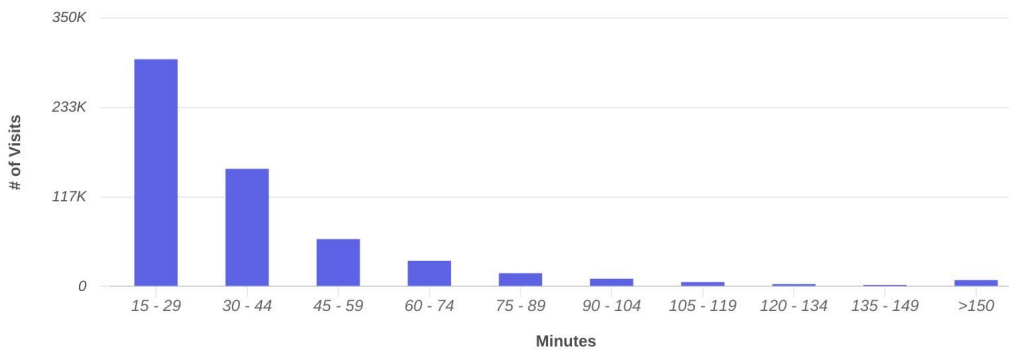
Category: All Categories | Min. Visits: 1 | May 1st, 2022 - Apr 30th, 2023
Data provided by Placer Labs Inc. (www.placer.ai)



Length of Stay

Menards

800 Markey Pkwy, Belton, ... # 3341



Average Stay	38 min
Median Stay	29 min

Visits | May 1st, 2022 - Apr 30th, 2023
Data provided by Placer Labs Inc. (www.placer.ai)

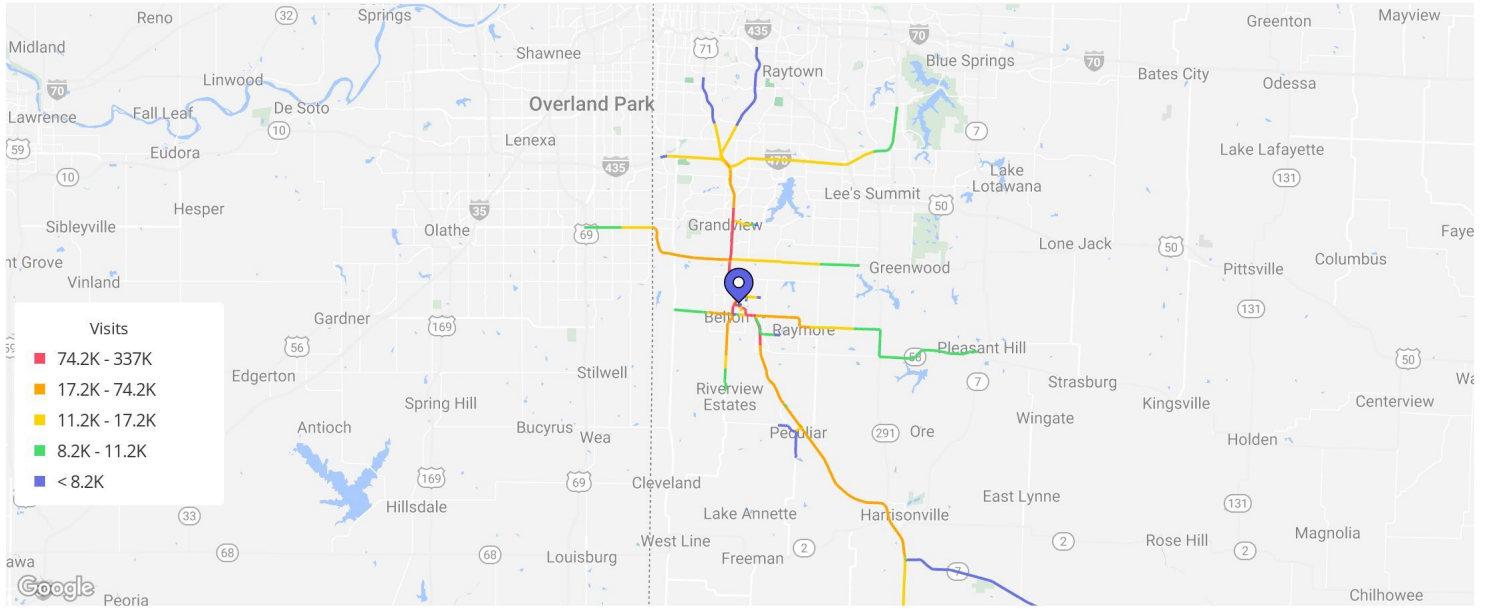


Property Overview

May 1, 2022 - Apr 30, 2023



Visitor Journey - Routes



To protect individual privacy, the beginning points shown for each route are approximations and do not represent actual home locations.

Journey Direction: To Property | May 1st, 2022 - Apr 30th, 2023
Data provided by Placer Labs Inc. (www.placer.ai)

