
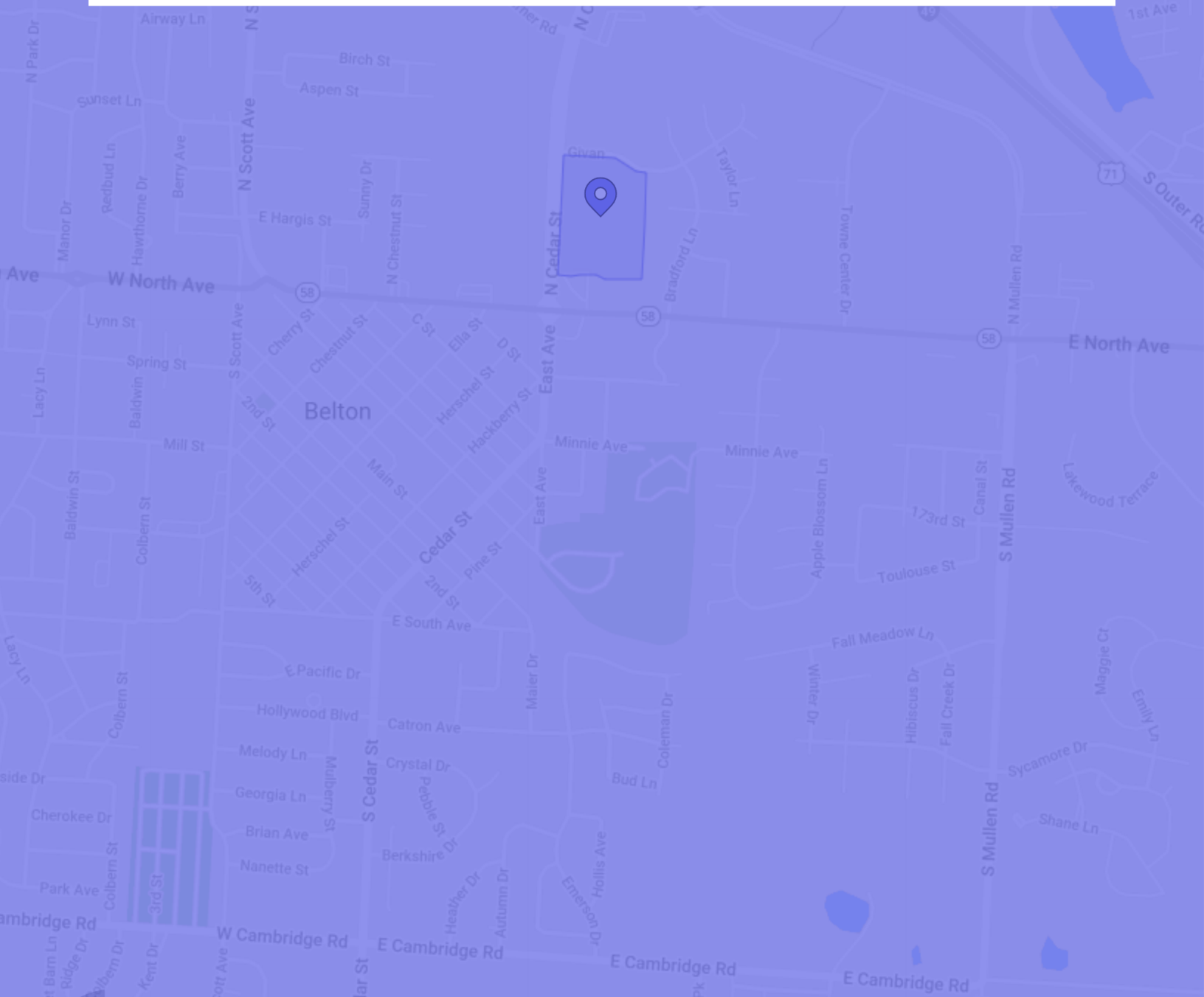


Property Overview

May 1, 2022 - Apr 30, 2023

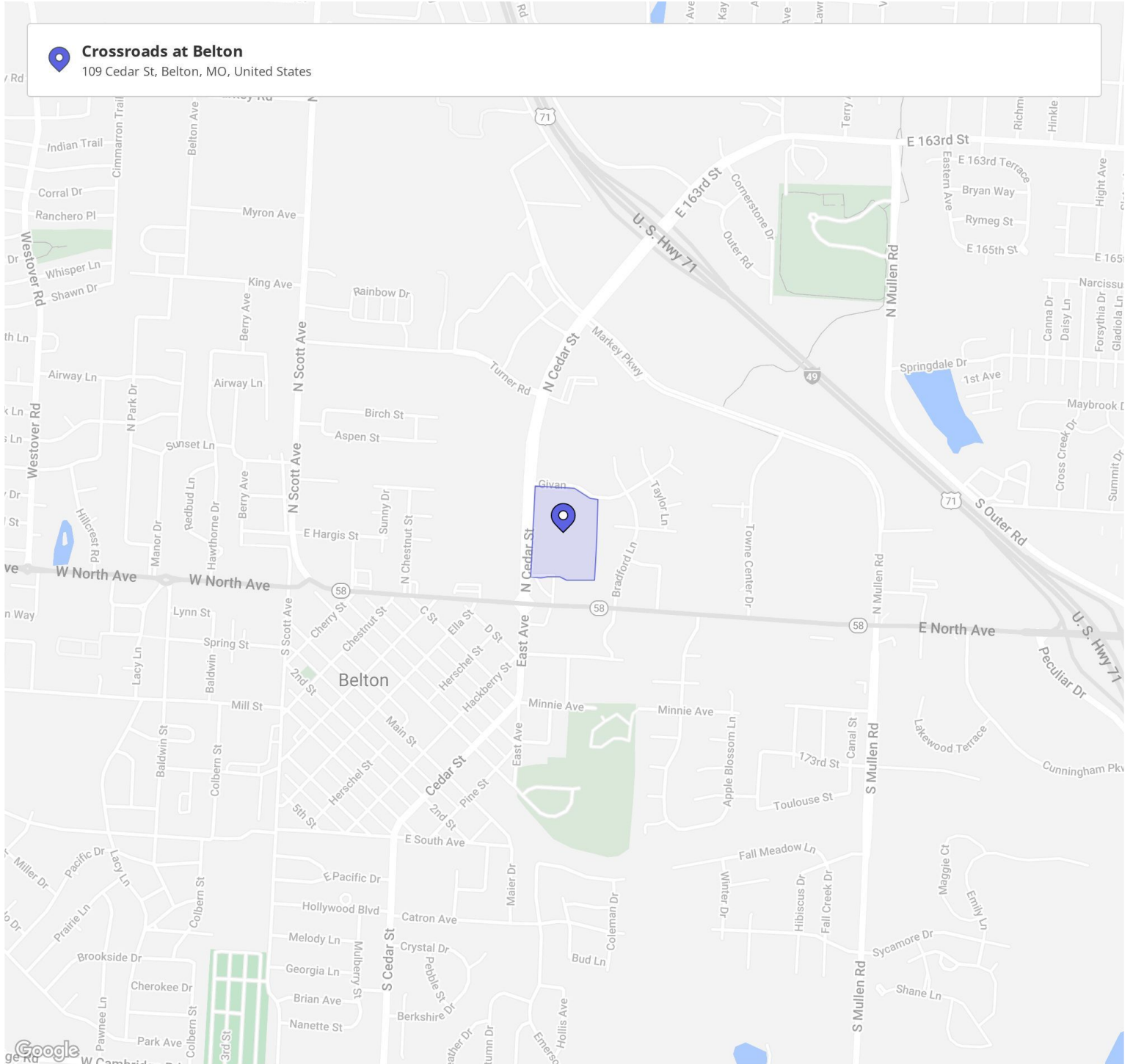
Property:

 **Crossroads at Belton**
109 Cedar St, Belton, MO 64012



Property Overview

May 1, 2022 - Apr 30, 2023



Property Overview

May 1, 2022 - Apr 30, 2023



Metrics

Crossroads at Belton
109 Cedar St, Belton, MO 64012

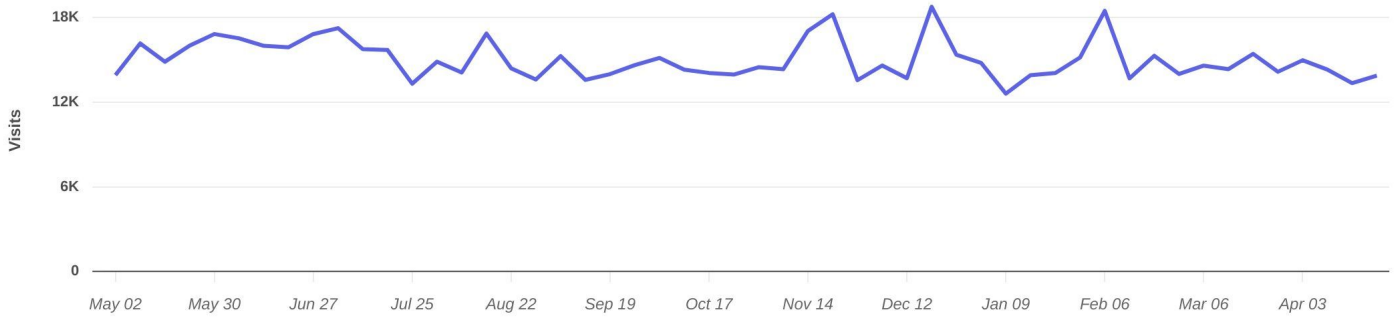
Visits	783.8K	Avg. Dwell Time	36 min
Visits / sq ft	N/A	Panel Visits	36.4K
Size - sq ft	N/A (GLA)	Visits YoY	+1.5%
Visitors	122.3K	Visits Yo2Y	-3%
Visit Frequency	6.41	Visits Yo3Y	-7.1%

May 1st, 2022 - Apr 30th, 2023
Data provided by Placer Labs Inc. (www.placer.ai)



Visits Trend

Crossroads at Belton
Cedar St, Belton, MO



Weekly | Visits | May 1st, 2022 - Apr 30th, 2023
Data provided by Placer Labs Inc. (www.placer.ai)

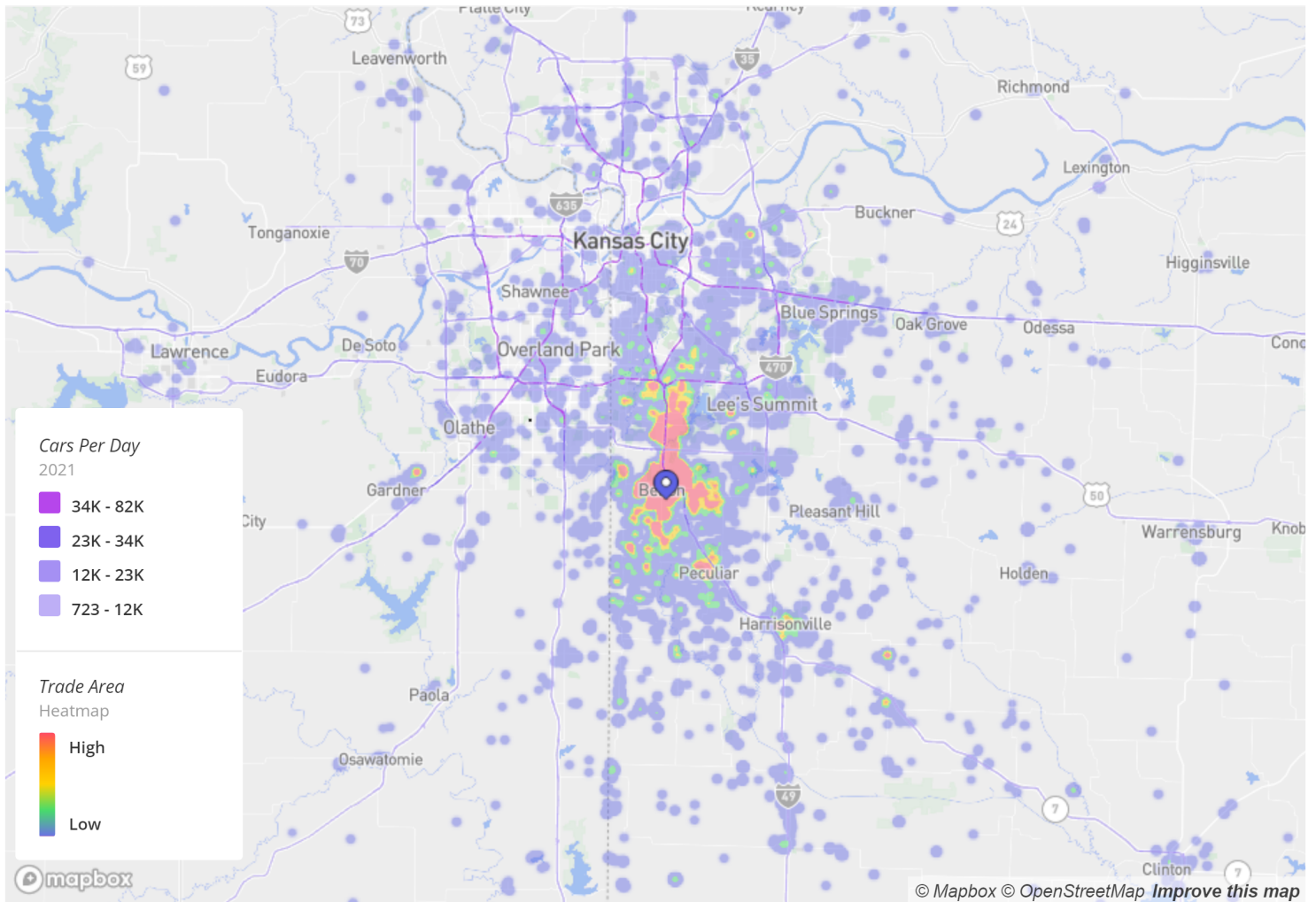


Property Overview

May 1, 2022 - Apr 30, 2023



Market Landscape



Home locations are obfuscated for privacy and randomly placed within a census block. They do not represent actual home addresses.

May 1st, 2022 - Apr 30th, 2023

Data provided by Placer Labs Inc. (www.placer.ai)



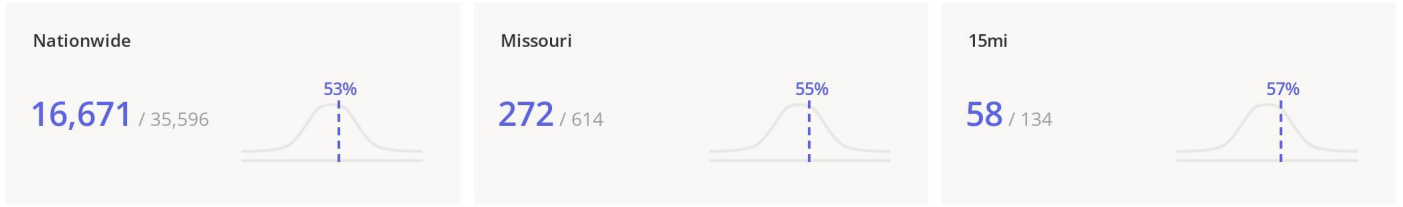
Property Overview

May 1, 2022 - Apr 30, 2023



Ranking Overview

Crossroads at Belton
109 Cedar St, Belton, MO 64012

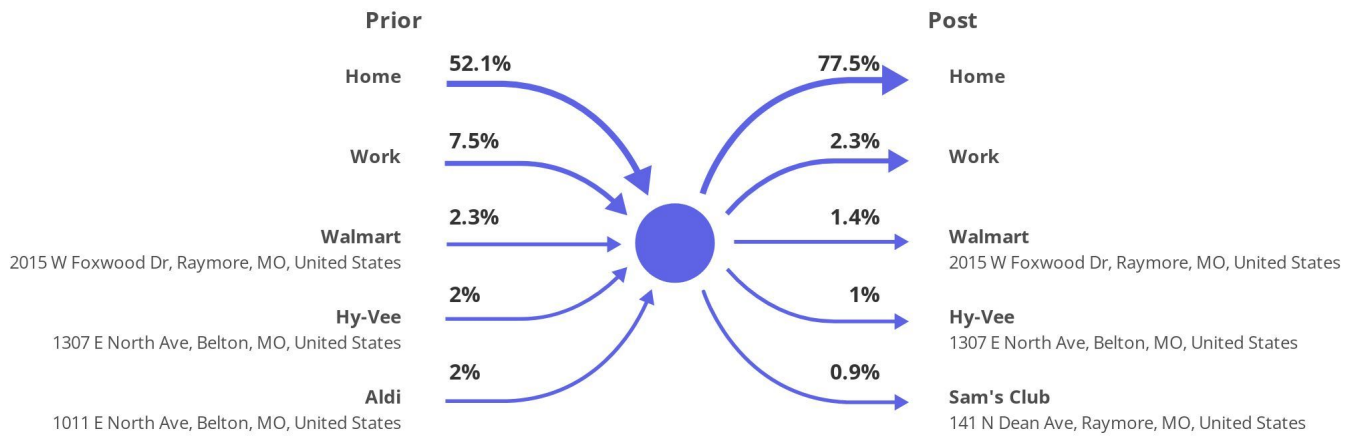


Category Group: Shopping Centers | Visits | May 1st, 2022 - Apr 30th, 2023
Data provided by Placer Labs Inc. (www.placer.ai)



Visitor Journey

Crossroads at Belton
109 Cedar St, Belton, MO 64012



Show by: Location | May 1st, 2022 - Apr 30th, 2023
Data provided by Placer Labs Inc. (www.placer.ai)



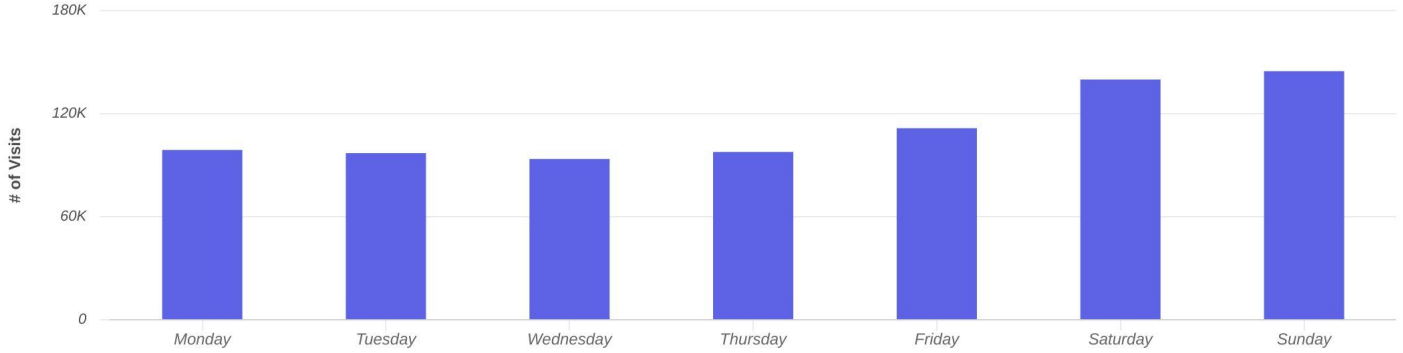
Property Overview

May 1, 2022 - Apr 30, 2023



Daily Visits

Crossroads at Belton
109 Cedar St, Belton, MO 64012

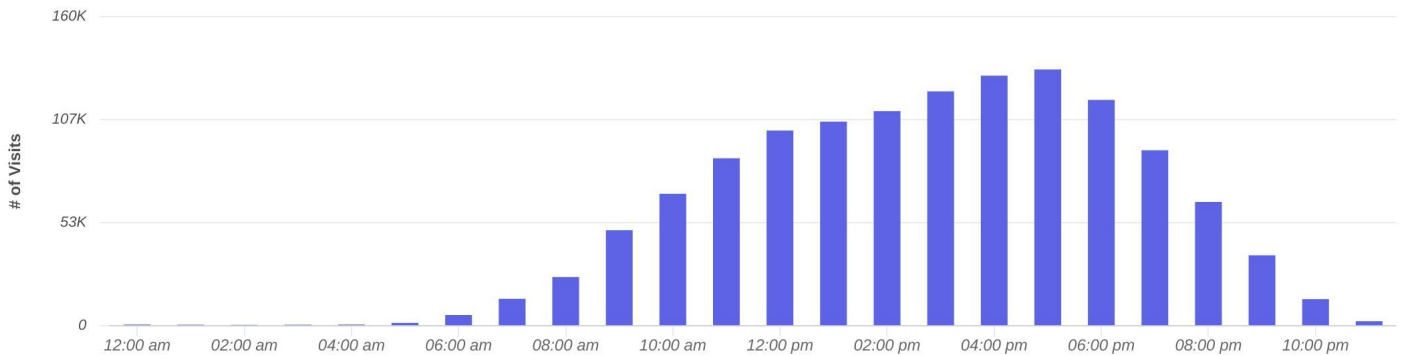


Visits | May 1st, 2022 - Apr 30th, 2023
Data provided by Placer Labs Inc. (www.placer.ai)



Hourly Visits

Crossroads at Belton
109 Cedar St, Belton, MO 64012



Visits | May 1st, 2022 - Apr 30th, 2023
Data provided by Placer Labs Inc. (www.placer.ai)



Property Overview

May 1, 2022 - Apr 30, 2023



Favorite Places

Crossroads at Belton / Cedar St, Belton, MO

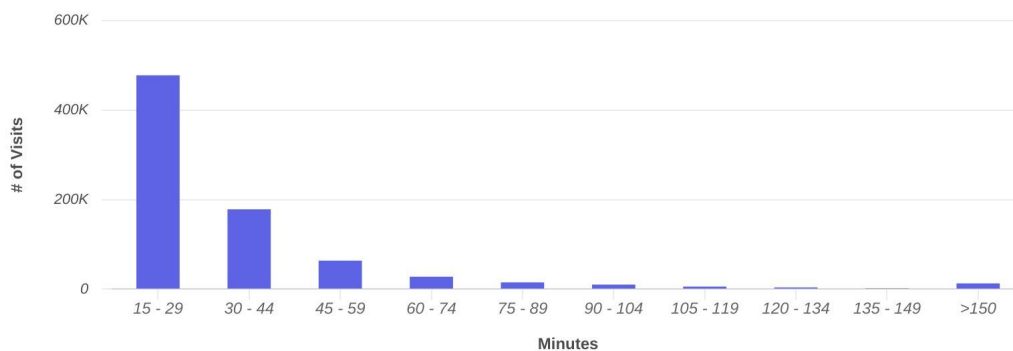
Rank	Name	Distance	Visitors
1	Belton Town Center / Towne Center Drive, Belton, Missouri 64012	0.5 mi	91.5K (74.8%)
2	Matlock Johnson / 2015 W Foxwood Dr, Raymore, MO 64012	1.6 mi	84.3K (68.9%)
3	Walmart / 2015 W Foxwood Dr, Raymore, MO 64083	1.6 mi	79.8K (65.2%)
4	Raymore Galleria / 225 North Dean Avenue, Raymore, MO 64083	1.8 mi	76.3K (62.3%)
5	Mullen Square Addition / 307 East North Avenue, Belton, Missouri 64012	0.6 mi	66.8K (54.6%)
6	North Cass Center / Cunningham Industrial Parkway, Belton, Missouri 64012	1 mi	60.9K (49.8%)
7	Target / 1106 E North Ave, Belton, MO 64012-5104	0.5 mi	58K (47.4%)
8	Belton Gateway / Quick Trip Way, Belton, Missouri 64012	0.6 mi	57.6K (47.1%)
9	Belton Marketplace / 1109 E North Ave, Belton, MO 64012	0.5 mi	57.5K (47%)
10	Sam's Club / 141 N Dean Ave, Raymore, MO 64083	1.8 mi	57K (46.6%)

Category: All Categories | Min. Visits: 1 | May 1st, 2022 - Apr 30th, 2023
Data provided by Placer Labs Inc. (www.placer.ai)



Length of Stay

Crossroads at Belton
109 Cedar St, Belton, MO 64012



Average Stay	36 min
Median Stay	28 min

Visits | May 1st, 2022 - Apr 30th, 2023
Data provided by Placer Labs Inc. (www.placer.ai)

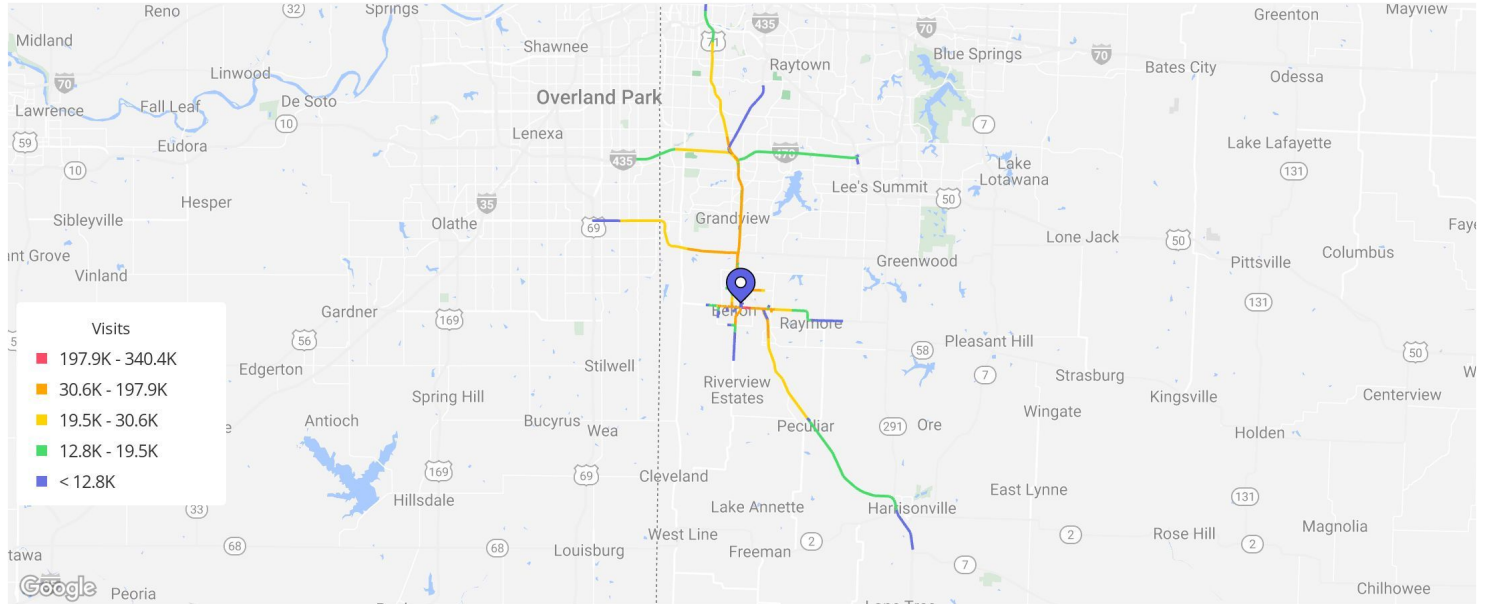


Property Overview

May 1, 2022 - Apr 30, 2023



Visitor Journey - Routes



To protect individual privacy, the beginning points shown for each route are approximations and do not represent actual home locations.

Journey Direction: To Property | May 1st, 2022 - Apr 30th, 2023
Data provided by Placer Labs Inc. (www.placer.ai)

