

# Property Overview

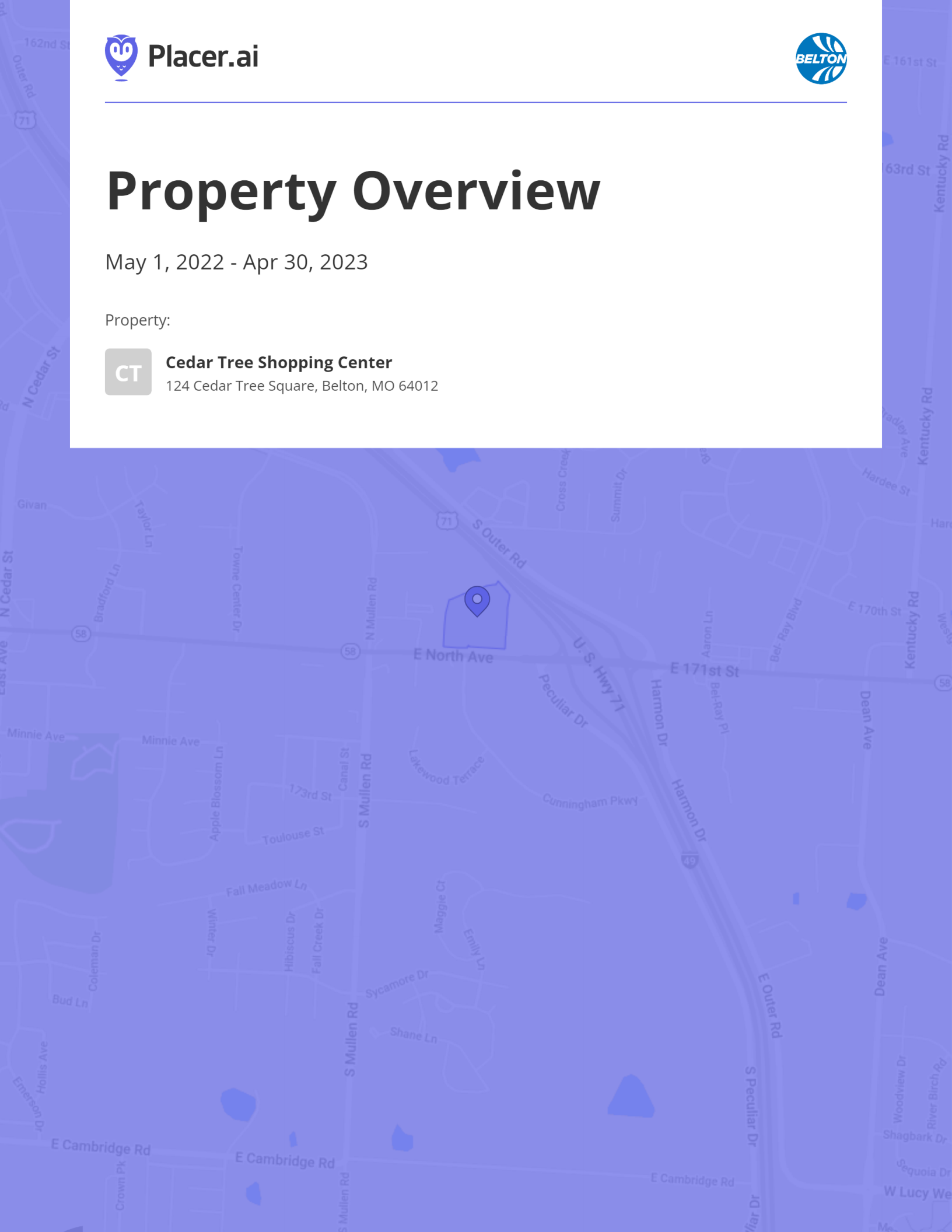
May 1, 2022 - Apr 30, 2023

Property:



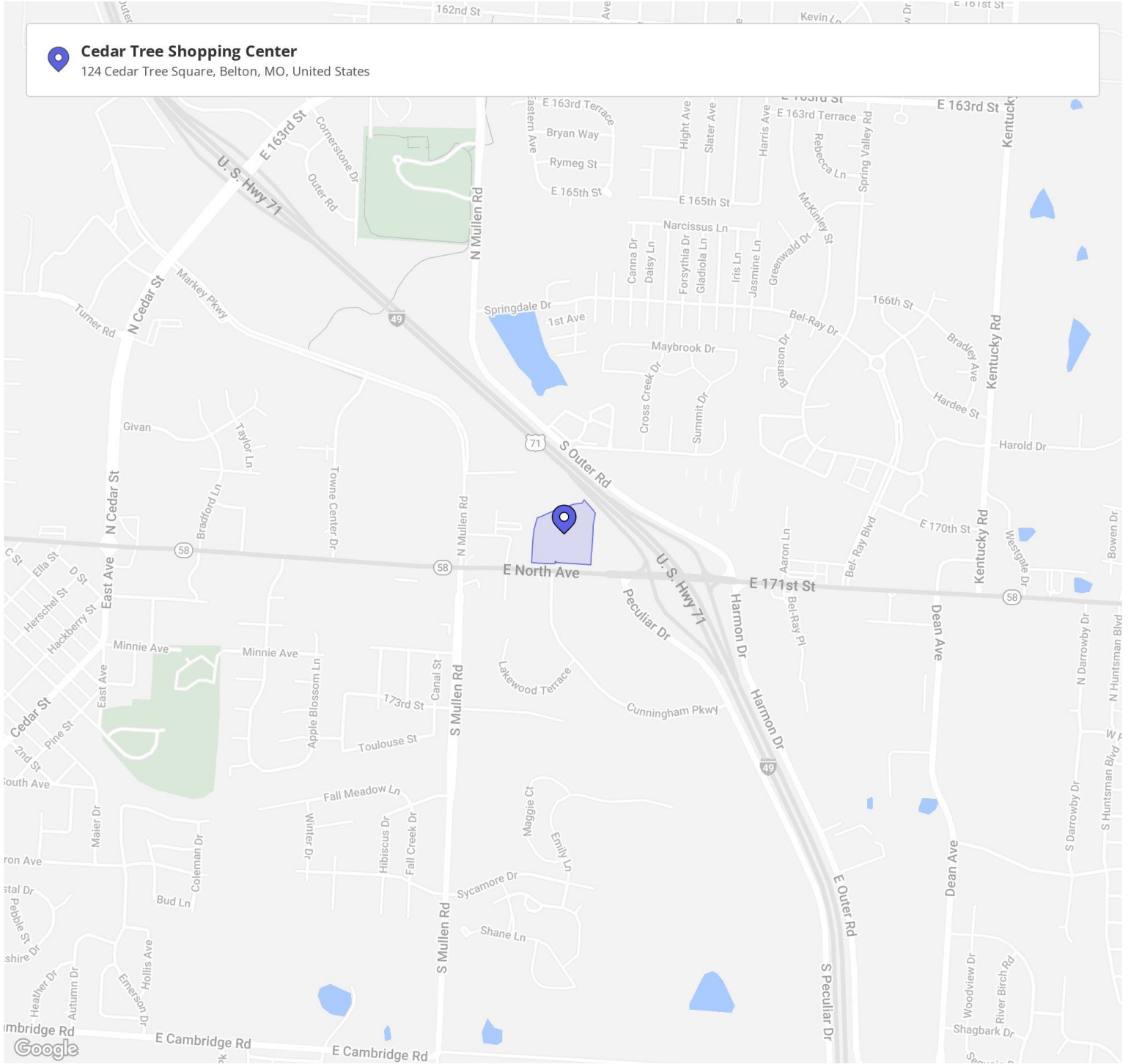
**Cedar Tree Shopping Center**

124 Cedar Tree Square, Belton, MO 64012



# Property Overview

May 1, 2022 - Apr 30, 2023



# Property Overview

May 1, 2022 - Apr 30, 2023



## Metrics

### Cedar Tree Shopping Center

124 Cedar Tree Square, Belton, MO 64012

Visits	814.9K	Avg. Dwell Time	66 min
Visits / sq ft	8.87	Panel Visits	44.2K
Size - sq ft	91.9K (GLA)	Visits YoY	-0.4%
Visitors	169.1K	Visits Yo2Y	+23%
Visit Frequency	4.82	Visits Yo3Y	+16.9%

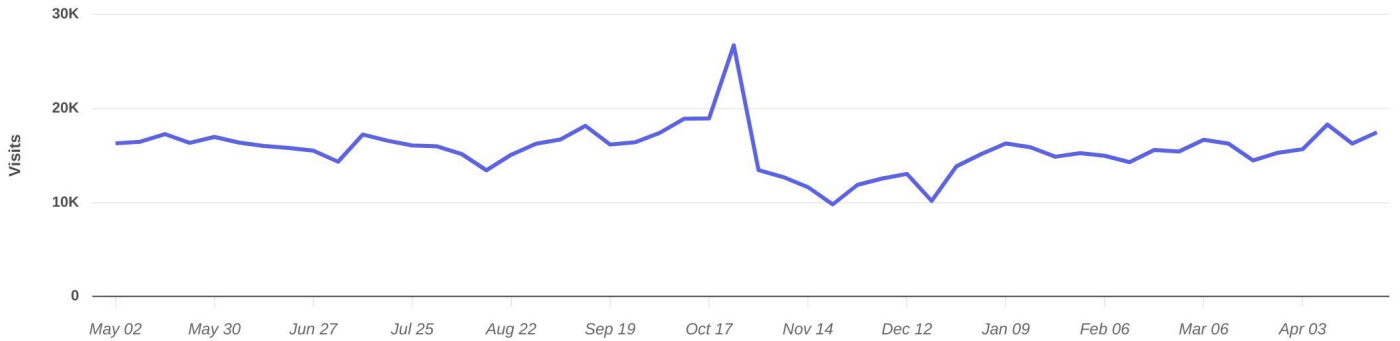
May 1st, 2022 - Apr 30th, 2023  
Data provided by Placer Labs Inc. ([www.placer.ai](http://www.placer.ai))



## Visits Trend

### Cedar Tree Shopping Center

Cedar Tree Square, Belton, MO



Weekly | Visits | May 1st, 2022 - Apr 30th, 2023  
Data provided by Placer Labs Inc. ([www.placer.ai](http://www.placer.ai))

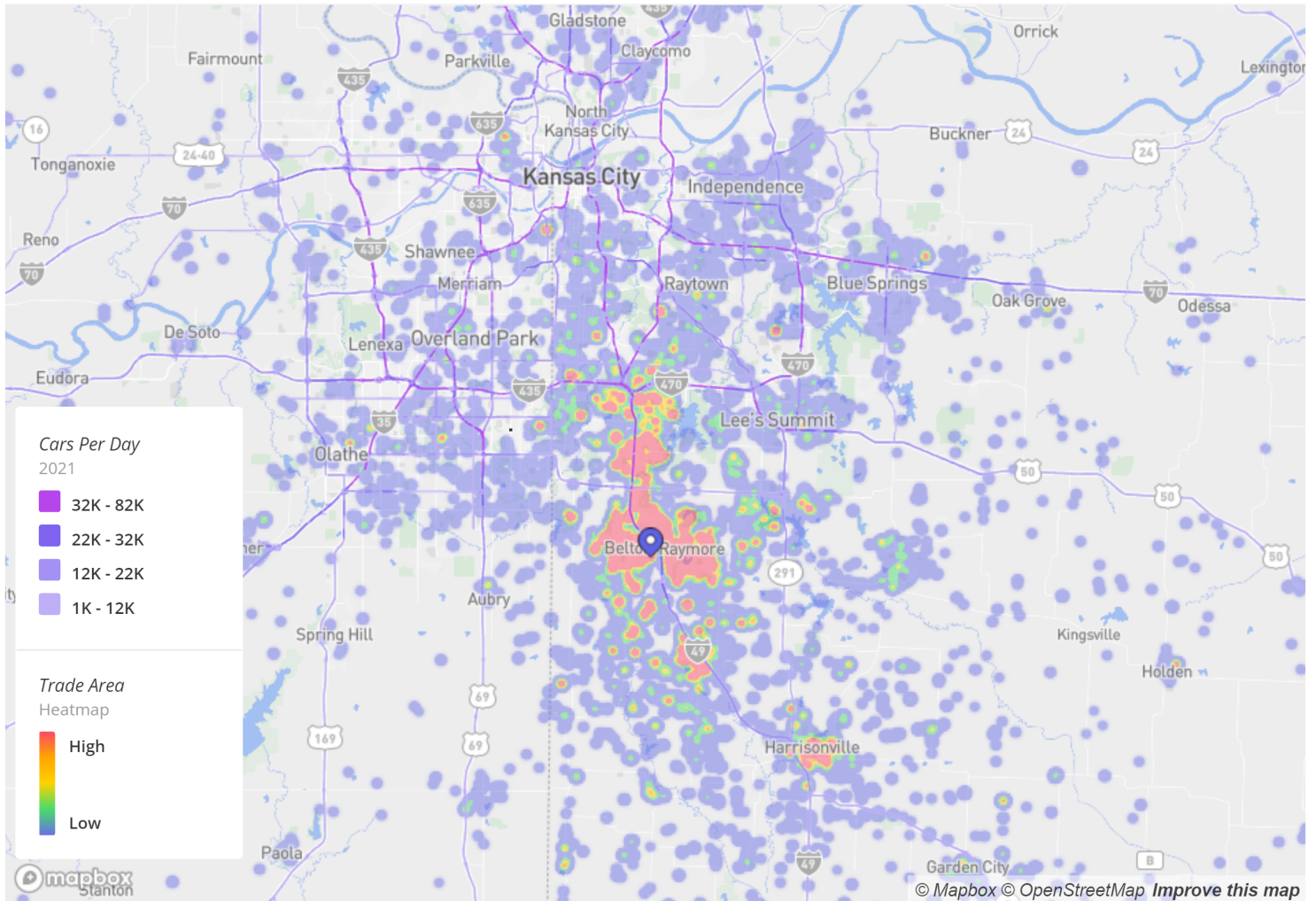


# Property Overview

May 1, 2022 - Apr 30, 2023



## Market Landscape



Home locations are obfuscated for privacy and randomly placed within a census block. They do not represent actual home addresses.

May 1st, 2022 - Apr 30th, 2023

Data provided by Placer Labs Inc. ([www.placer.ai](http://www.placer.ai))



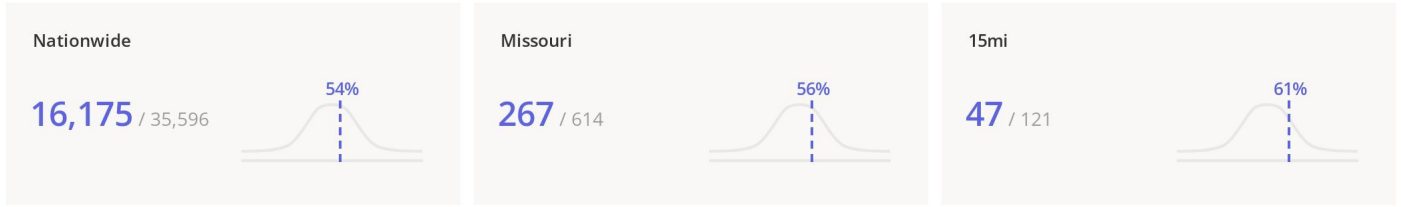
# Property Overview

May 1, 2022 - Apr 30, 2023



## Ranking Overview

**Cedar Tree Shopping Center**  
124 Cedar Tree Square, Belton, MO 64012

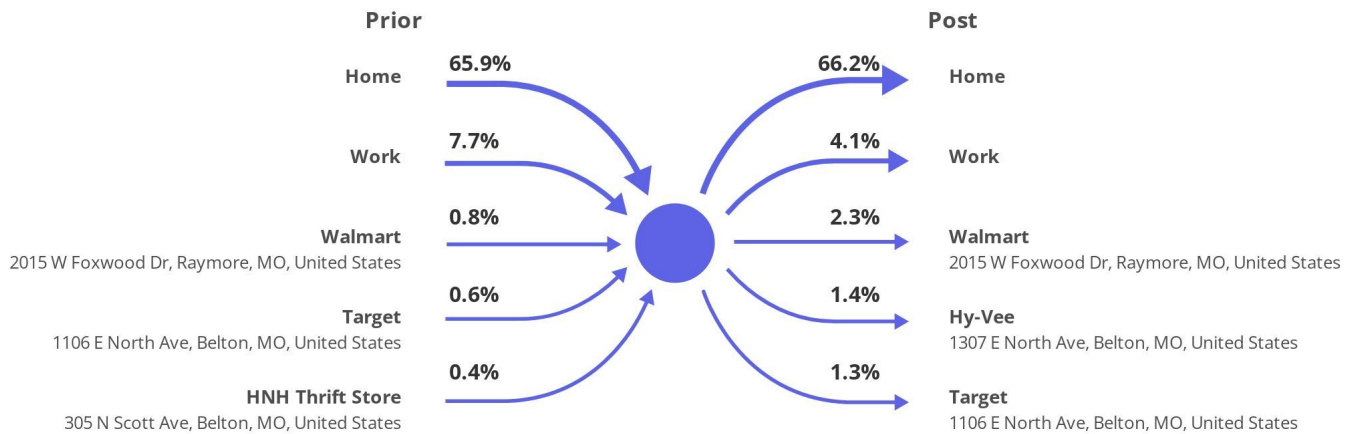


Category Group: Shopping Centers | Visits | May 1st, 2022 - Apr 30th, 2023  
Data provided by Placer Labs Inc. ([www.placer.ai](http://www.placer.ai))



## Visitor Journey

**Cedar Tree Shopping Center**  
124 Cedar Tree Square, Belton, MO 64012



Show by: Location | May 1st, 2022 - Apr 30th, 2023  
Data provided by Placer Labs Inc. ([www.placer.ai](http://www.placer.ai))



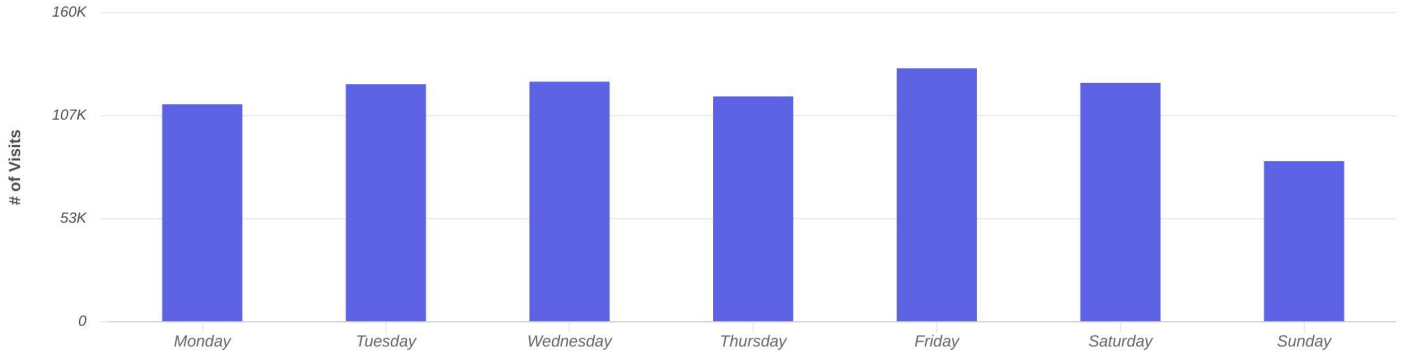
# Property Overview

May 1, 2022 - Apr 30, 2023



## Daily Visits

**Cedar Tree Shopping Center**  
124 Cedar Tree Square, Belton, MO 64012

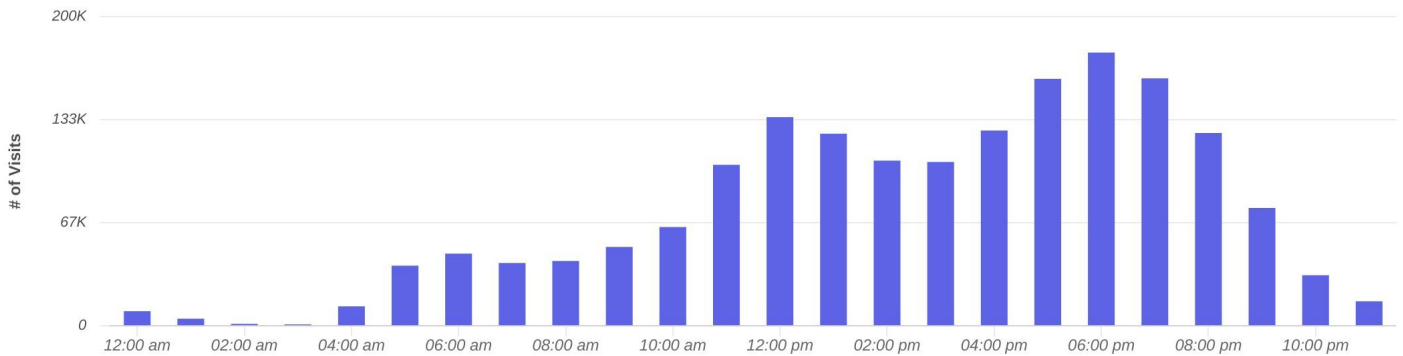


Visits | May 1st, 2022 - Apr 30th, 2023  
Data provided by Placer Labs Inc. ([www.placer.ai](http://www.placer.ai))



## Hourly Visits

**Cedar Tree Shopping Center**  
124 Cedar Tree Square, Belton, MO 64012



Visits | May 1st, 2022 - Apr 30th, 2023  
Data provided by Placer Labs Inc. ([www.placer.ai](http://www.placer.ai))



# Property Overview

May 1, 2022 - Apr 30, 2023



## Favorite Places

Cedar Tree Shopping Center / Cedar Tree Square, Belton, MO

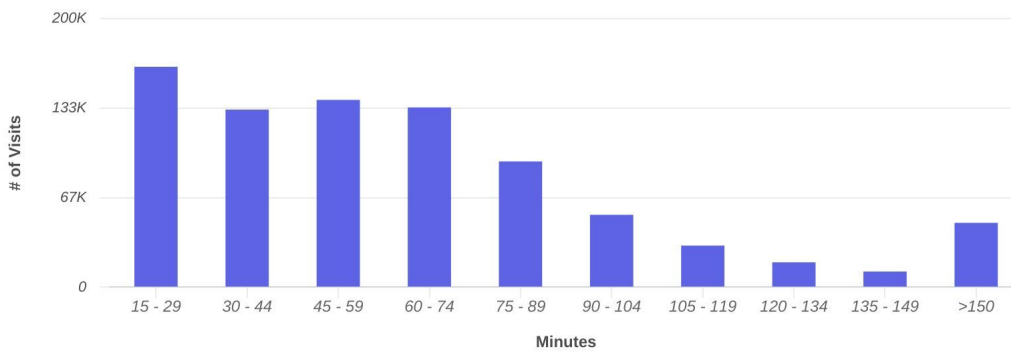
Rank	Name	Distance	Visitors
1	Belton Town Center / Towne Center Drive, Belton, Missouri 64012	0.4 mi	107.8K (63.8%)
2	Matlock Johnson / 2015 W Foxwood Dr, Raymore, MO 64012	0.7 mi	92.6K (54.8%)
3	Raymore Galleria / 225 North Dean Avenue, Raymore, MO 64083	1 mi	89.7K (53.1%)
4	Walmart / 2015 W Foxwood Dr, Raymore, MO 64083	0.8 mi	86.8K (51.4%)
5	Belton Gateway / Quick Trip Way, Belton, Missouri 64012	1.1 mi	74.8K (44.3%)
6	Mullen Square Addition / 307 East North Avenue, Belton, Missouri 64012	0.3 mi	74.6K (44.1%)
7	Summit Fair / 840 NW Blue Pkwy, Lee's Summit, MO 64086	9.8 mi	71.9K (42.5%)
8	Belton Marketplace / 1109 E North Ave, Belton, MO 64012	0.5 mi	71.6K (42.3%)
9	North Cass Center / Cunningham Industrial Parkway, Belton, Missouri 64012	0.2 mi	70.4K (41.6%)
10	Target / 1106 E North Ave, Belton, MO 64012-5104	0.4 mi	65.1K (38.5%)

Category: All Categories | Min. Visits: 1 | May 1st, 2022 - Apr 30th, 2023  
 Data provided by Placer Labs Inc. (www.placer.ai)



## Length of Stay

**Cedar Tree Shopping Center**  
 124 Cedar Tree Square, Belton, MO 64012



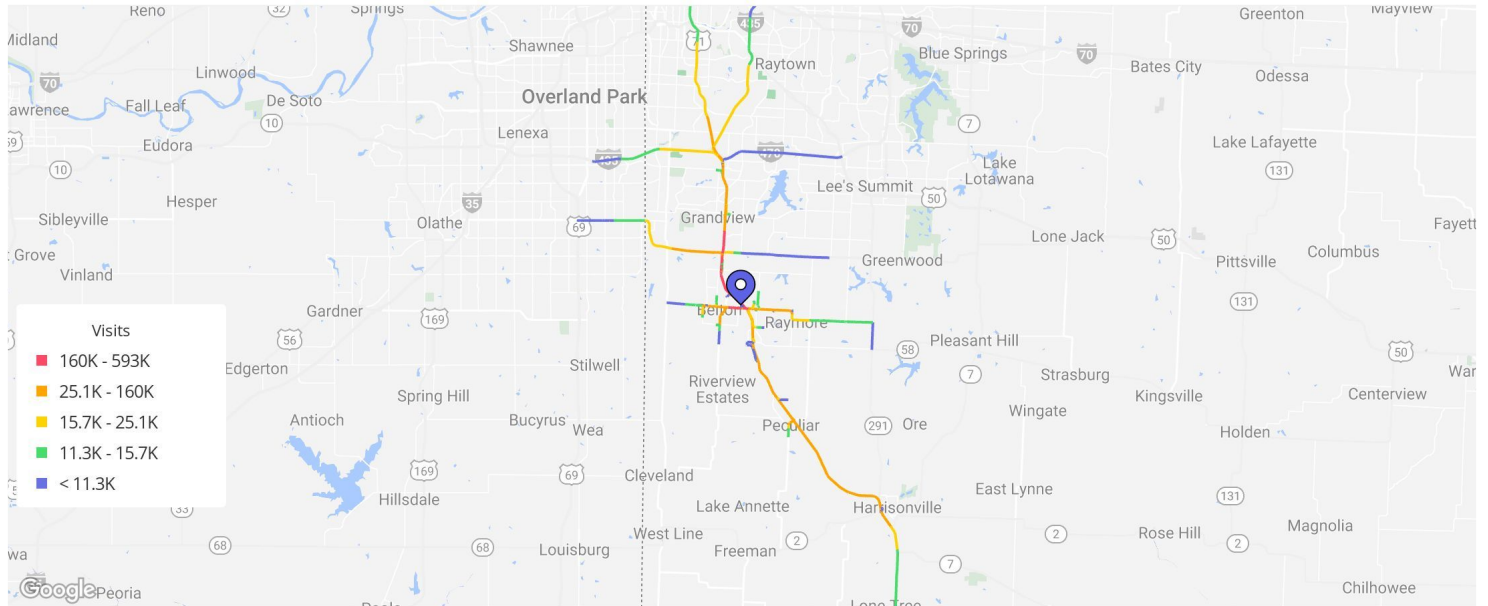
Average Stay	66 min
Median Stay	58 min

Visits | May 1st, 2022 - Apr 30th, 2023  
 Data provided by Placer Labs Inc. (www.placer.ai)





## Visitor Journey - Routes



To protect individual privacy, the beginning points shown for each route are approximations and do not represent actual home locations.

Journey Direction: To Property | May 1st, 2022 - Apr 30th, 2023  
Data provided by Placer Labs Inc. ([www.placer.ai](http://www.placer.ai))

